









ISFORHOLDENE I DE ARKTISKE HAVE 1925. THE STATE OF THE ICE IN THE ARCTIC SEAS 1925.

JULY.

NOTE

-  ubrudt Polaris - unbroken polar ice.
-  landfast Vinteris - landfloe.
-  store Ismarker - great ice-fields.
-  tæt Drivis - tight pack-ice.
-  spredt Drivis - open ice.
-  Nyis og Sjapis - young-ice and brash.
-  St. of ice uknt. - Isforholdene ubekendte - state of ice unknown.
-  Isfjeld - iceberg.

De røde Linier angive de iagttagne Grænser mellem aabent Hav og Is. Fra de varedede Partier mangte iagttagelser, men Tilstedeværelse af Is formodes.

The red curves indicate the observed limits between open sea and ice. No colour indicates ice supposed but no information at hand.

----- Isens Gennemsnitsgrænse 1898-1922. Average limit of ice 1898-1922.

