








ISFORHOLDENE I DE ARKTISKE HAVE 1924. THE STATE OF THE ICE IN THE ARCTIC SEAS 1924.

JUNE.

NOTE

-  ubrudt Polaris - unbroken polar ice.
-  landfast Vinteris - landfloe
-  store Ismarker - great ice-fields.
-  tæt Drivis - tight pack-ice.
-  spredt Drivis - open ice.
-  Nysis og Sjavis - young-ice and brash.
- St. of ice unkn.* Isforholdene ukendte - state of ice unknown.
-  Isfjeld - iceberg.

De røde Linier angive de iagttagne Grænser mellem aabent Hav og Is. Fra de ufarvete Partier mangler iagttagelser, men Tilstedeværelse af Is formodes.

The red curves indicate the observed limits between open sea and ice. No colour indicates ice supposed but no information at hand.

----- er Isens Gennemsnitsgrænse 1898-1913.
Average limit of ice 1898-1913.
(Naut. Met. Annual 1916)

