








ISFORHOLDENE I DE ARKTISKE HAVE 1916.

UDGIVET AF DET DANSKE METEOROLOGISKE INSTITUT.

APRIL.

NOTE

-  ubrudt Polaris - unbroken polar ice.
-  landfast Vinteris - landloe.
-  store Ismarker - great ice-fields.
-  tæt Drivis - tight pack-ice.
-  spredt Drivis - open ice.
-  Nyis og Sjanis - bay-ice and brash.
- St. of ice unkn.* Isforholdene ubekendte - state of ice unknown.
-  Isfjeld - iceberg.

De røde Linier angive de iagttagne Grænser mellem åbent Hav og Is. Fra de ufarvede Partier mangler Iagttagelser, men Tilstedeværelse af Is formodes.

The red curves indicate the observed limits between open sea and ice. No colour indicates ice supposed but no information at hand.

