






ISFORHOLDENE I DE ARKTISKE HAVE 1915.

UDGIVET AF DET DANSKE METEOROLOGISKE INSTITUT.

JUNE.

NOTE

-  ubrudt Polaris - unbroken polar ice.
-  landfast Vinteris - landfloe.
-  store Ismarker - great ice-fields.
-  tæt Drivis - tight pack-ice.
-  spredt Drivis - open ice.
-  Nyis og Sjapis - bay-ice and brash.
-  *St. of ice unkn.* Isforholdene ubekendte - state of ice unknown.
-  Isfjeld - ice-berg.

De røde Linier angive de iagttagne Grænser mellem aabent Hav og Is. Fra de uafviede Partier mangler iagttagelser, men Tilstedeværelse af Is formodes.

The red curves indicate the observed limits between open sea and ice. No colour indicates ice supposed but no information at hand.

