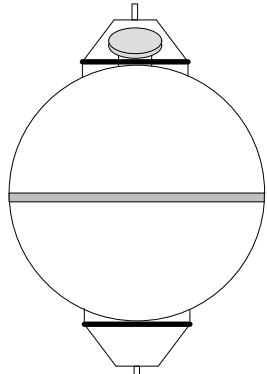
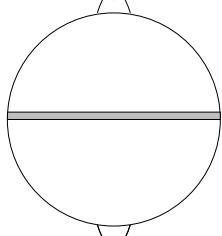


60 METERS



300 KHZ-ADCP
36" SYNTACTIC FLOAT

5/8" SAS
5/8" SAS



30" FLOAT

5/8" SAS
1/2" SAS
3 TON SWIVEL
1/2" SAS
1/2" SAS
1/2" SIP
1/2" SS SAS
1/2" SS SAS
1 METER STAINLESS STEEL CHAIN

62 METERS



7/16" SS SAS

AURAL

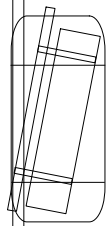


7/16" SS SAS
1/2" SS SAS
1/2" SIP
1/2" SAS

.5 METER 1/2" CHAIN

5/8" SAS

65 METERS



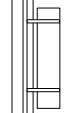
AWCP

5/8" SAS

.5 METER 1/2" CHAIN

5/8" SAS

67 METERS



PAL

5/8" SAS
1/2" SAS
3 TON SWIVEL
1/2" SAS
5/8" SAS

EG&G 8242 RELEASE

RELEASE LINK
5/8" SAS

1.5 METER 1/2" CHAIN

5/8" SAS



1600 POUND ANCHOR

IF AWCP HAS NON ISOLATED SS SHACKLES

62 METERS



7/16" SS SAS

AURAL



7/16" SS SAS
1/2" SS SAS

.75 METER 1/2" SS CHAIN

1/2" SS SAS
3/4" SS SAS

65 METERS



AWCP

3/4" SS SAS
1/2" SS SAS
1/2" SIP
1/2" SAS
5/8" SAS

67 METERS



PAL

INSTRUMENT	DEPTH M	SERIAL NO.
300 KHZ ADCP	60	
AURAL	62	
AWCP	65	
PAL	67	
BOTTOM	70	



NOAA-PMEL-FOCI
7600 Sandpoint Way NE
Seattle, Wa. 98115
(206) 526-6180

MOORING: 12BSP-5A

LOCATION:

DRAWN BY: Rick Miller DATE: 19 JUNE 2012

APPROVED BY: DATE: